

Surface Mount Wall Speaker with SIP



Description

The Wahsega Surface Mount Wall Speaker with SIP is a drop-in IP ceiling tile speaker with classroom sound reinforcement functionality, powered via Power-over-Ethernet (PoE). Available in single-classroom and two-classroom models, the two-classroom model has the ability to power a second, independent Wahsega classroom speaker up to 20 meters away via PoE cable. This auxiliary speaker can perform all of the same functions as the first—at a much lower price and without the need for an additional wiring home run—drastically reducing overall labor and equipment costs.

These low-cost, high-quality speakers both receive multicast streams and announcements and function as 2-way SIP intercoms, thanks to a built-in microphone. With multiple priority levels available for RTP multicast streams, pages and broadcasts can play in order of preference or importance. Each speaker also has two onboard relays, enabling centralized control of up to two door locks per classroom for emergency lockdown scenarios.

The speakers work with standard panic buttons and provide additional functionality to reduce the number of false alarm triggers from the panic buttons. With this advanced functionality, a brief button press places a call to one preconfigured number—such as a front office phone—while a longer press-and-hold will place a call to a second, preconfigured emergency number.

Programming is quick and efficient, and LED feedback on the speakers lets installers know when their system is up and running.

With simple installation, advanced functionality, and reduced labor and installation costs, the Two-Classroom Wahsega Surface Mount Wall Speaker is the perfect solution for any educational application.

Job Name: **Model Numbers:** **Date:**

Location: **Notes:**

Features

- Able to drive second Wahsega classroom speaker up to 20m away via Cat5e or Cat6
- PoE 802.3af enabled (Power-over-Ethernet)
- SIP compliant
- Peer-to-peer SIP capability
- Supports multi-priority RTP multicast streaming
- Industry-leading low standby power
- Fully configurable via simple webpages
- QR code label for easy MAC address identification
- Multiple audio codecs to choose from
- Simple 2x2 grid lay-in ceiling installation
- Standard earthquake tabs for stability
- Integrated status LED
- Integrated microphone
- Web-based mic and speaker volume control
- Two onboard relays for door control
- Compatible with standard panic buttons
- Advanced panic button functionality to reduce false alarm triggers
- RJ45 connections for simplified installation of second speaker and accessory controls
- Available sound reinforcement input wallplate

Specifications

- Ethernet: 10/100 Mbps
- Power Input: PoE 802.3af
- Standby power: <1 Watt
- Protocol: SIP RFC 3261 compatible
- Audio Codecs: G.711, G.726 (16/24/32/40kbps), G.722, DVI4 (narrow/HD/Ultra HD), Linear PCM, iLBC, Speex, SILK
- Audio Sampling: CD audio of 44.1kHz for InformaCast high quality announcements
- Speaker Drive Capabilities: 8W (5W per speaker when driving two speakers)
- Speaker Impedance: 8Ω
- Speaker Sensitivity: 96dB 1W/1M SPL
- Dry Contact Relay Rating: 2A min, 250V AC, 24V DC
- Max PoE Cable Length: 100m (per standard) PoE 10/100 cable length
- Max Cable Length (Cat5e or Cat6) for Wahsega Auxiliary Speaker: 20m
- Temperature Range: -40°C to +85°C
- Dimensions: 24" x 24" x 4.44"
- Construction: 24-gauge steel housing with white polyester powdercoat paint
- Options: Remote sound reinforcement input panel and Wahsega auxiliary analog speaker
- Warranty: 2 years limited

Job Name: **Model Numbers:** **Date:**

Location: **Notes:**

Model Numbers

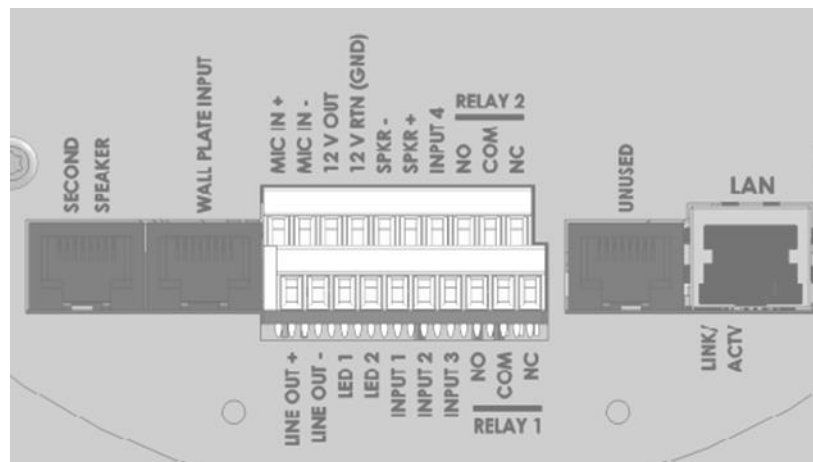
WL-SPKR-10-INF-2W

Wahsega Labs	Speaker	Size	with InformaCast	Classroom #	Mount
WL	SPKR	10	SIP	2	W
Wahsega Labs	Speaker	10 = 10" x 10"	SIP = SIP INF = InformaCast + SIP	1 = One-Classroom 2 = Two-Classroom	W = Wall Mount

WL-SPKR-10-BW

Wahsega Labs	Speaker	Size	Auxiliary	Mount
WL	SPKR	10	B	W
Wahsega Labs	Speaker	10 = 10" x 10"	B = Auxiliary	W = Wall Mount

Connections



Installation

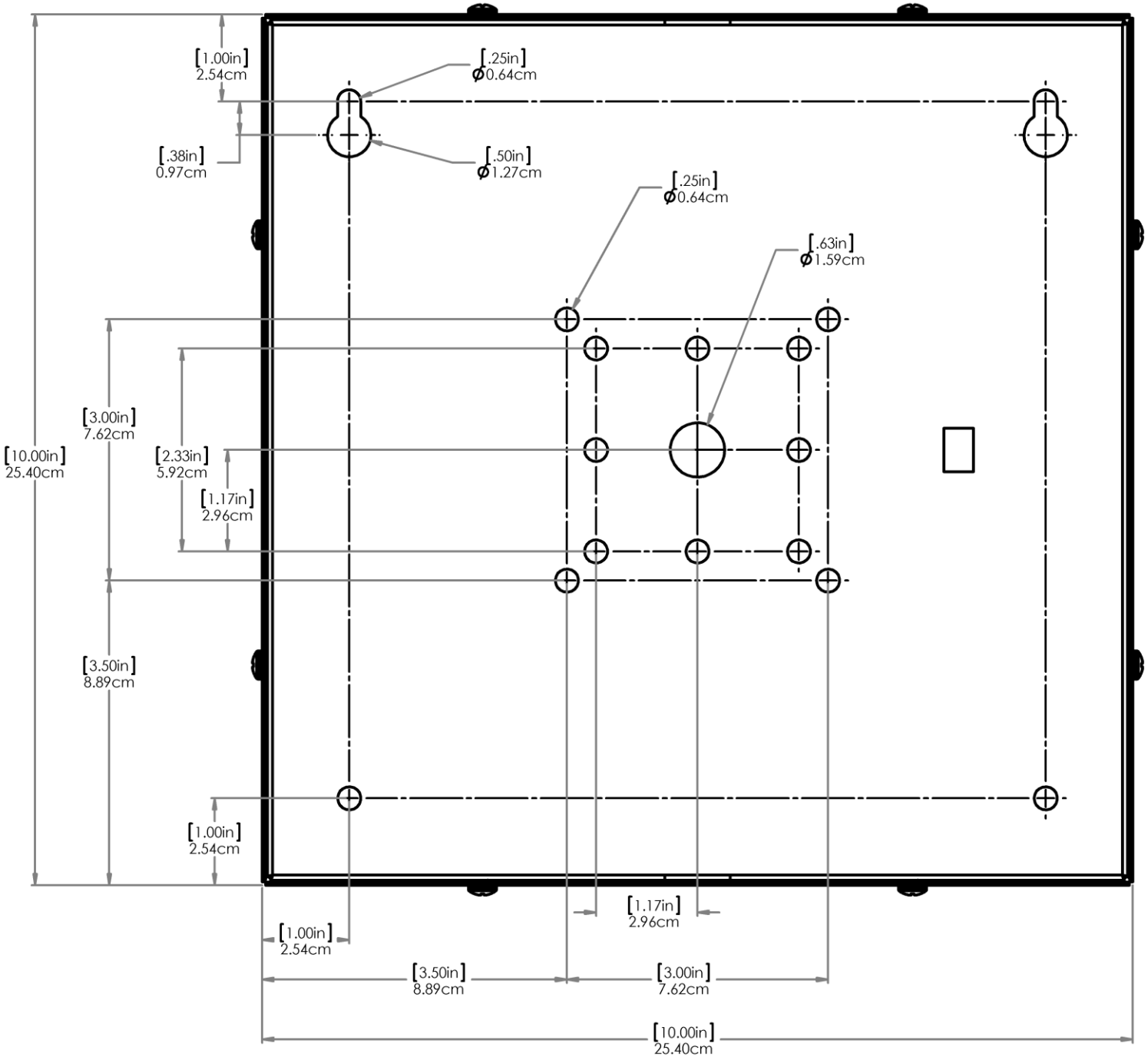
Simple, surface mount wall installation with rear conduit access as well as top and bottom raceway access for wiring. Power supplied via Power-over-Ethernet (PoE) 802.3af.

Job Name: Model Numbers: Date:

Location: Notes:

Dimensions

Rear View



Job Name:

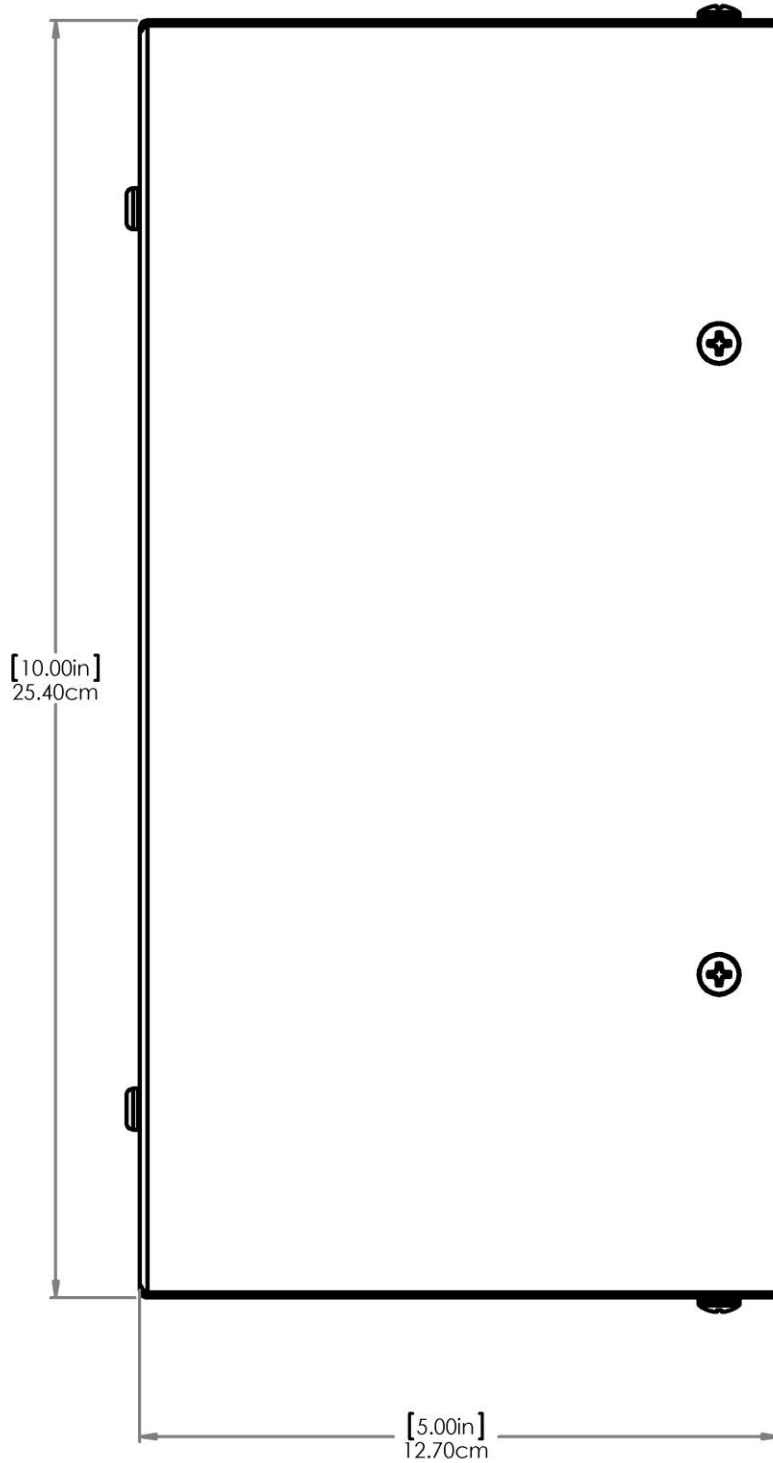
Model Numbers:

Date:

Location:

Notes:

Side View



Job Name:

Model Numbers:

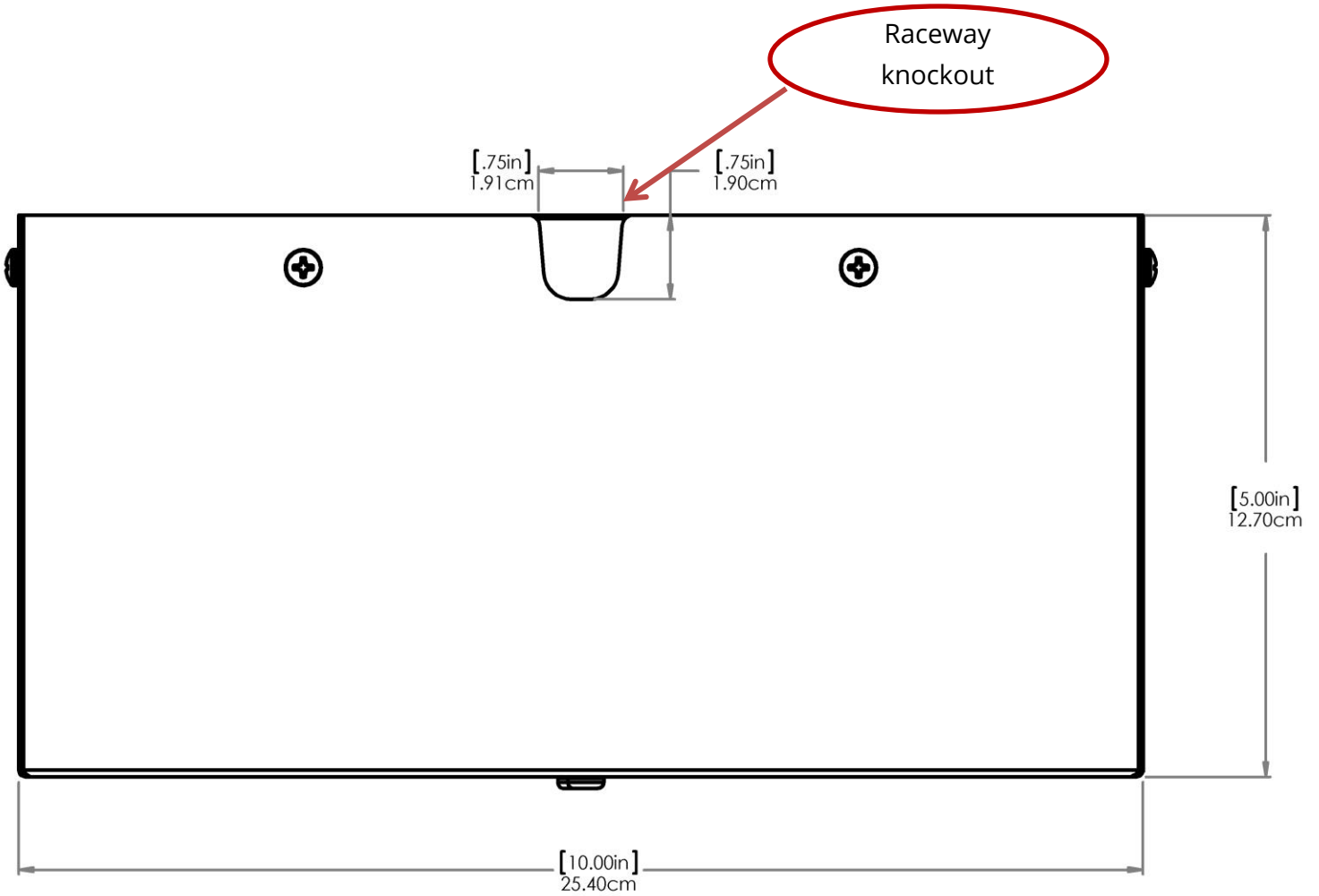
Date:

Location:

Notes:

Top View

Raceway
knockout



Job Name: Model Numbers: Date:

Location: Notes: